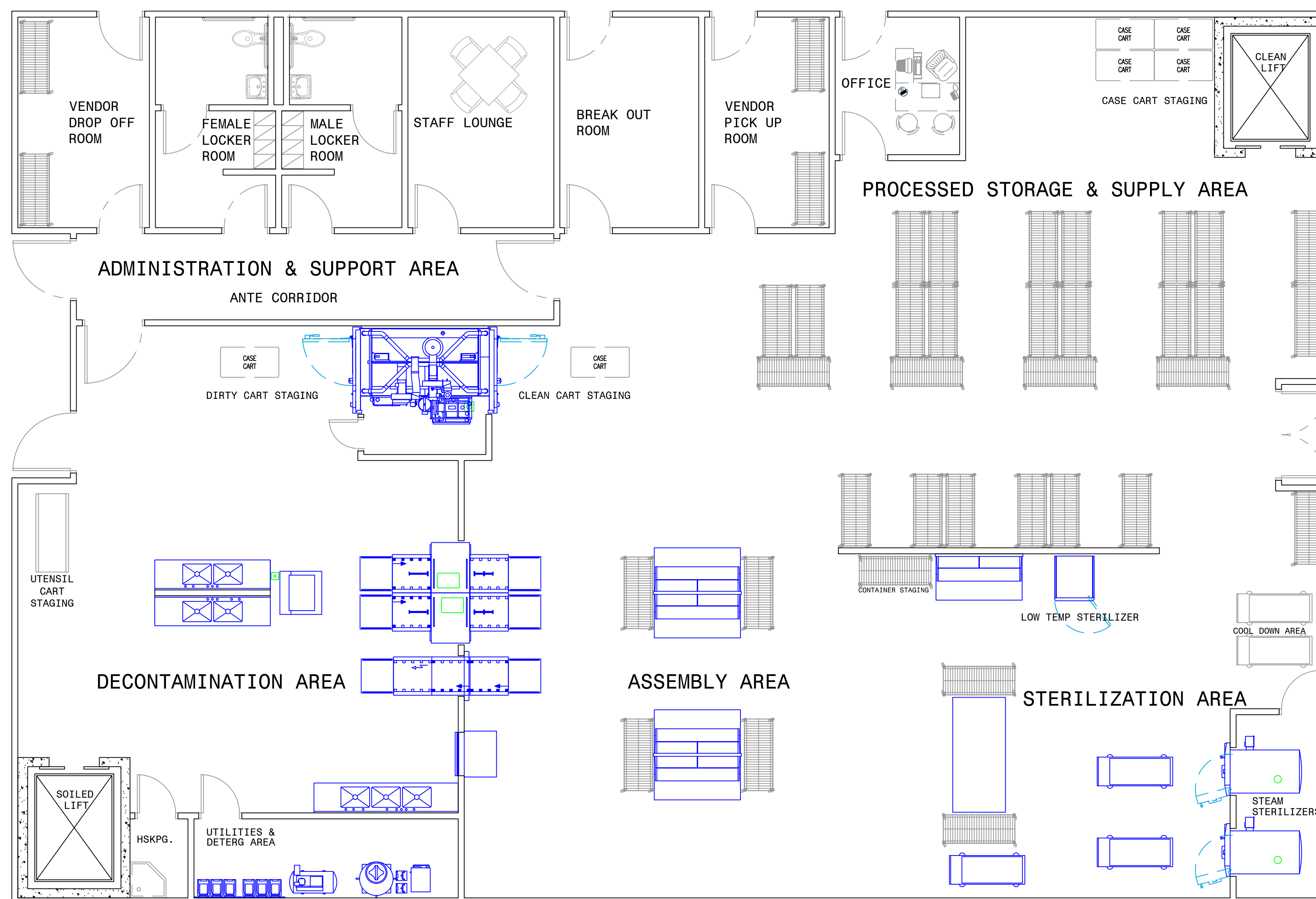


REVISION SCHEDULE		
REVISION #	DESCRIPTION	PLANNER/DATE

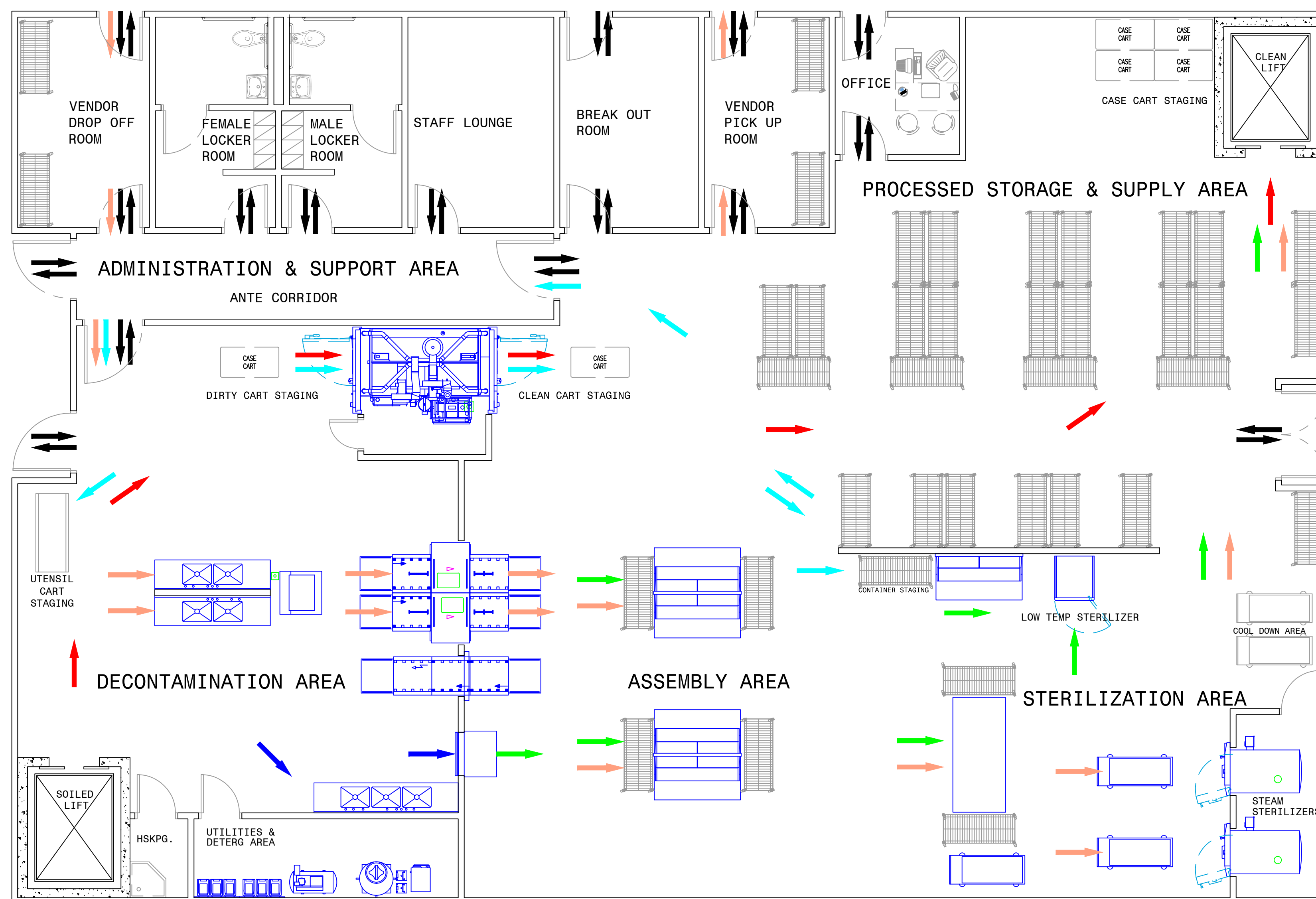


## STERILE PROCESSING DEPARTMENT FLOOR PLAN

**\*THIS SAMPLE LAYOUT IS INTENDED TO ENCOURAGE DISCUSSIONS FOR AN INTEGRATED DESIGN PROCESS. FOR A COMPREHENSIVE CAPACITY ASSESSMENT AND OPTIMIZED DESIGN FOR YOUR PROCESSING DEPARTMENT, PLEASE CONTACT YOUR LOCAL STERIS REPRESENTATIVE.**

Processing Capacity up to 200 Trays Hours Operation - 24 Peak Processing Hours - 10		
FLOOR PLAN Design Template Sterile Processing Department PROPOSED EQUIPMENT LAYOUT		
SYSTEMS PROJECT PLANNING STERIS Corporation 5260 Healey Road Mentor, OH 44860 USA 800-548-4837	Dr: t11	H-
	Ck:	D-
Date: 23 October 2013	Scale: 3/16" = 1'-0"	PAGE 1 OF 3

REVISION SCHEDULE		
REVISION #	DESCRIPTION	PLANNER/DATE



## STERILE PROCESSING DEPARTMENTAL FLOW

**\*THIS SAMPLE LAYOUT IS INTENDED TO ENCOURAGE DISCUSSIONS FOR AN INTEGRATED DESIGN PROCESS. FOR A COMPREHENSIVE CAPACITY ASSESSMENT AND OPTIMIZED DESIGN FOR YOUR PROCESSING DEPARTMENT, PLEASE CONTACT YOUR LOCAL STERIS REPRESENTATIVE.**

Processing Capacity up to 200 Trays  
Hours Operation - 24  
Peak Processing Hours - 10

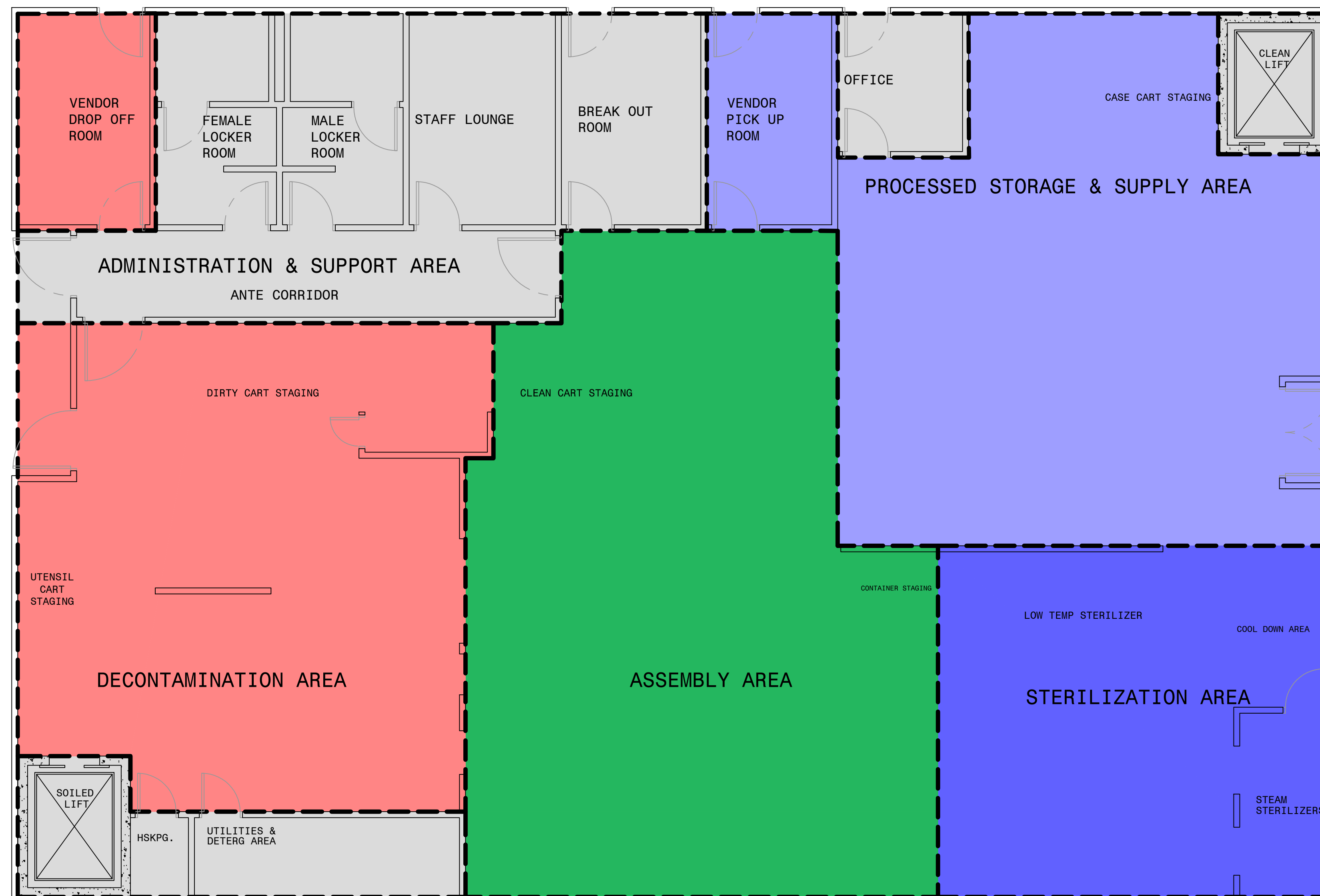
FLOOR PLAN  
Design Template Sterile Processing Department  
PROPOSED EQUIPMENT LAYOUT



Dr: t11  
Ck:  
Date: 23 October 2013  
Scale: 3/16" = 1'-0"

H-  
D-  
PAGE 1 OF 3

REVISION SCHEDULE		
REVISION #	DESCRIPTION	PLANNER/DATE



STERILE PROCESSING OVERALL AREA: 5800-6400 ft <sup>2</sup>	(100%)
DECONTAMINATION AREA: 1000-1100 ft <sup>2</sup>	(~20%)
ASSEMBLY AREA: 1850-1950 ft <sup>2</sup>	(~30%)
STERILIZATION AREA: 650-750 ft <sup>2</sup>	(~10%)
PROCESSED STORAGE & SUPPLY AREA: 1000-1100 ft <sup>2</sup>	(~20%)
ADMINISTRATION & SUPPORT AREA: 1300-1500 ft <sup>2</sup>	(~20%)

## STERILE PROCESSING DEPARTMENT AREA DISTRIBUTION

Processing Capacity up to 200 Trays  
Hours Operation - 24  
Peak Processing Hours - 10

FLOOR PLAN  
Design Template Sterile Processing Department  
PROPOSED EQUIPMENT LAYOUT

**\*THIS SAMPLE LAYOUT IS INTENDED TO ENCOURAGE DISCUSSIONS FOR AN INTEGRATED DESIGN PROCESS. FOR A COMPREHENSIVE CAPACITY ASSESSMENT AND OPTIMIZED DESIGN FOR YOUR PROCESSING DEPARTMENT, PLEASE CONTACT YOUR LOCAL STERIS REPRESENTATIVE.**



Dr:	t11
Ck:	
Date:	23 October 2013
Scale:	3/16" = 1'-0"

H-	
D-	
PAGE	1 OF 3